

Electrical Connectors

Sockets

Plugs

Cable Assemblies



Consult factory for switches having specifications other than those shown in this catalog.

13 Pole Socket

Surpasses SAE J560b performance standards.

Conforms to SAE J560b for interchangeability between thirteen and seven pole plugs.

Superior environmental protection for extended product life.

Adaptable to a variety of wiring combinations including twisted pair for advanced communications.

Distinctive bright yellow for immediate 13 pole identification.



No. 12300

Housing: glass filled plastic, prevents rust and corrosion.

Terminals/wire gauge: ground terminal accepts up to #8 gauge wire, 7 pole terminals up to #10 gauge, additional 6 pole connections up to #14 gauge.

Rain hood: extends beyond socket to protect socket interior.

Drain channel: inside socket with five degree downward angle reduces water retention.

Socket door: gasket sealed and spring loaded, plug locks into opening securely.

Contact pins: solid brass.

Wiring codes: embossed on insulator.

Flange holes: three flange holes for secure mounting: hole size .33" (8.38mm) diameter, 2.93" (74.55mm) on centers.

Assists state-of-the-art systems.

- Trailer ABS.
- Trailer temperature monitoring.
- Tank overfill monitoring.
- Work lights.
- Multiplexing.
- Trailer level loading.
- On board weighing.
- Rear vision and blind spot vision.
- Satellite trailer tracking.

No. 31784 Crimp on connector, six included with socket

Crimp on connector to mate with additional pins in socket. Six required for 13 pole operation.

7 Pole Socket

Surpasses SAE J560b performance standards • Accepts all seven pole plugs conforming to SAE J560b.

Compatible with 13 pole plug No. 12301.

Superior environmental protection for extended product life.

No. 12310

Housing: glass filled plastic, prevents rust and corrosion.

Terminals/wire gauge: ground terminal accepts up to #8 gauge wire, other terminals up to #10 gauge wire.

Socket door: gasket sealed, spring loaded, plug locks into opening securely.


Rain hood: extends beyond socket to protect socket interior.

Drain channel: inside socket with five degree downward angle reduces water retention.

Contact pins: solid brass.

Wiring codes: embossed on insulator.

Flange holes: three flange holes for secure mounting: hole size .33" (8.38mm) diameter, 2.93" (74.55mm) on centers.



Socket Boot

For No. 12300 thirteen pole socket and No. 12310 seven pole socket.

No. 81356

Fits over back of flange and covers terminal connections. Protects against road splash, dirt, and moisture.



7 Pole Sockets

Conform to A.T.A., R.C.C.C. (RP-102), S.A.E. (J560b) and FMVSS-121, FIEI T.T.M.A. (RP#40-73) standards or recommendations.

Wire gauges: ground terminal accepts up to #8 gauge wire, other terminals up to #10 gauge wire.

Contacts: brass, aligned to assure proper contact and minimum voltage drop.

Wiring codes: embossed on insulator

Socket Door: spring loaded cover, fits over mating ridge on socket face for weather and dirt protection.

Terminals: screw.



No. 12063 Self grounding.

Housing: corrosion resistant die cast metal.

Contact pins: solid brass

Flange holes: oval, .488" (12.40mm) x .328" 8.33mm), 2.93" (74.55mm) on centers.

Mounting: through 2" (50.80mm) diameter hole.

No. 12063-01

Same as No. 12063 except with split contact pins.



No. 12080 Insulated circuit contacts (not self grounding).

Housing: glass filled plastic.

Contact pins: solid brass.

Flange holes: oval, .488" (12.40mm) x .328" 8.33mm), 2.93" (74.55mm) on centers.

Mounting: through 2" (50.80mm) diameter hole.

No. 12080-01

Same as No. 12080 except with split contact pins.



Six integral 20 amp circuit breakers.

No. 12061 Self grounding.

Housing: corrosion resistant die cast metal.

Contact pins: solid brass.

Flange holes: 2 1/64" (8.33mm) diameter, 4 1/2" (114.30mm) on centers.

Mounting: through 3 7/8" (98.43mm) diameter hole.

No. 12061-01

Same as No. 12061 except with split contact pins.



No. 12075 Insulated circuit contacts (not self grounding).

Terminals/Wire: accept up through #8 gauge wire.

Housing: corrosion resistant die cast metal.

Contact pins: solid

Flange holes: 5/16" (7.93mm) diameter, 4 1/2" (114.30mm) on centers.

Knockouts: 5/16" (7.93mm) dia., 2 15/16" (74.67mm) on centers.

Mounting: through 2 5/8" (58.73mm) through 3 7/8" (98.42mm) diameter holes.

No. 12075-01

Same as No. 12075 except with split contact pins.

13 Pole Plug

Surpasses SAE J560b performance standards.

Conforms to SAE J560b for interchangeability between thirteen and seven pole sockets.

Superior environmental protection for extended product life.

Adaptable to a variety of wiring combinations including twisted pair for advanced communications.

Distinctive bright yellow for immediate 13 pole identification.



No. 12301

Housing: glass filled plastic, prevents rust and corrosion.

Terminals/wire gauge: ground terminal accepts up to #8 gauge wire, 7 pole terminals up to #10 gauge, additional 6 pole connections up to #14 gauge.

Socket connection: plug locks into opening on spring loaded socket door.

Contacts: the seven standard diameter contacts are Spring-Grip design with self adjusting spring band for uniform contact with socket pins; the six small diameter contacts carry up to 25 amps and maintain multiple contact points between the plug and socket; contacts float for best alignment and connection.

Moisture protection: O-ring at plug end prevents moisture from reaching contacts.

Strain relief and grommet seal: isolates connections on terminals from mechanical strain and provides additional moisture protection.

Cable retainer: maintains secure cable connection.

Interior: replaceable.

Assists state-of-the-art systems.

- Trailer ABS.
- Trailer temperature monitoring.
- Tank overflow monitoring.
- Work lights.
- Multiplexing.
- Trailer level loading.
- On board weighing.
- Rear vision and blind spot vision.
- Satellite trailer tracking.

No. 31784 Crimp on Connector , six included with socket

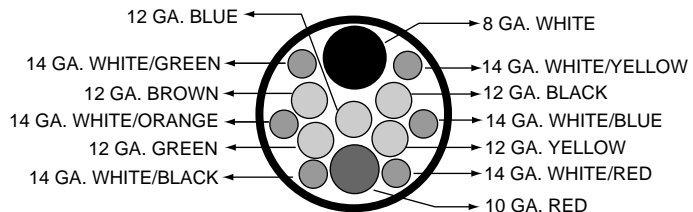
Crimp on connector to mate with additional pins in plug. Six required for 13 pole operation.

No. 98647

Wire gauge: one 8 gauge wire, one 10 gauge wire, five 12 gauge wires, six 14 gauge wires. 100% electrical copper for maximum conductivity.

Temperature: Won't crack or stiffen at -70°F.

Straight cable, available by the foot.



7 Pole Plug

Surpasses SAE J560b performance standards. • Compatible with 13 pole sockets.

Connects with all seven pole sockets conforming to SAE J560b.

Superior environmental protection for extended product life.



No. 12311

Housing: glass filled plastic, prevents rust and corrosion.

Connecting to socket: plug locks into opening on spring loaded socket door.

Contacts: Spring-Grip design with self adjusting spring band for uniform contact with socket pins. Contacts flat for best alignment and connection.

Moisture protection: O-ring at plug end prevents moisture from reaching contacts.

Strain relief and grommet seal: isolates connections on terminals from mechanical strain and provides additional moisture protection.

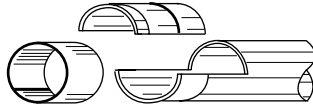
Cable retainer: maintains secure cable connection.

Interior: replaceable.

7 Pole Plugs with Spring-Grip Electrical Contacts

Spring-Grip Electrical Contacts

Unique brass female contact with self adjusting spring band insures uniform contact with socket pin.



Greater contact area for increased electrical efficiency.
Coupling and uncoupling are easier.
Creates a wiping action that eliminates dirt, dust, etc.

Spring Grip Contact



Conventional Contact



Competitive contacts will spread after repeated use, limiting the contact area and reducing current flow. The distorted contact allows dirt, dust, etc. to build up, further increasing voltage loss.

No. 1255

Housing: die cast metal.


Terminals/wire gauge: ground terminal accepts up to #8 gauge wire, other terminals up to #10 gauge wire.

Interior: replaceable.

Cable protector: plated steel, provides strain relief and abrasion protection.

Wiring codes: identified on insulator.

Cable clamp: holds all size cables firmly in place.



No. 1222

Same as No. 1255 except without cable protector.

7 Pole Plugs featuring Spring-Clip Quick Release Plug Interiors

Terminals/wire gauge: screw, ground terminal accepts up to #8 gauge wire, other terminals up to #10 gauge wire.

Interior: replaceable.

Floating contacts: for best alignment and connection.

Cable protector: plated steel, provides strain relief and abrasion protection.

Cable clamp: holds all size cables firmly in place.



1. Loosen single set screw in cable clamp.
2. Press down on top of the Spring Clip release with tip of a small screwdriver.



3. Slide the plug interior out of housing.
4. Interior slides back into housing and locks securely in place with a high tension metal clip.

No. 12092

Housing: die cast metal.



No. 12091

Same as No. 12092 except without cable protector.

No. 12082

Housing: glass filled plastic.



No. 12081

Same as No. 12082 except without cable protector.



7 Pole Connectors for ISO Applications

Replacement 7 pole connectors per ISO 3731-1976 (E): Road vehicles - electrical connections between towing vehicles and trailers with 24V electrical equipment. Type 24S (supplementary).

Housings: die cast metal.

No. 12077-01

Mounting: fits 2" (50.80mm) diameter hole.

Flange holes: oval, .488" (12.40mm) x .328" 8.33mm), 2.93" (74.55mm) on centers.

Ground terminal: polarized.

Circuit contacts: insulated (not self grounding.)

Contact pins: one spring-grip female contact and six solid male contact pins.



Wiring codes: identified on insulator.

No. 11100-02

Contact pins: six spring-grip female contacts and one solid male contact pin.

Cable protector: plated steel, provides strain relief and abrasion protection.

Cable clamp: holds cables firmly in place.



No. 11100-01

Same as No. 11100-02 except without cable protector.



7 Pole Cable Assemblies

Conform to A.T.A., R.C.C.C., S.A.E. and T.T.M.A. standards.

Superior coil memory prevents snagging • Small diameter coil prevents tangling with other lines

Temperature resistance: will not crack or stiffen at -70°F.


Jacketing: abrasion and cut resistant, repels oil, gas, chemicals.

Conductors: 100% electrical copper for maximum conductivity with highest quality insulation for long life.

Wire gauge: one #10 gauge wire and six #12 gauge wires.



No. 11247-01



No. 11247-02

Coiled Cable Assemblies

12' Working Length

Part No.	Description
11247	Two No. 1255 plugs assembled
11216-04	Two No. 1222 plugs assembled
11247-01	Two No. 12092 plugs assembled
11216-06	Two No. 12091 plugs assembled
11247-02	Two No. 12082 plugs assembled

Part No.	Description
11217	One No. 1255 plug assembled
11216	One No. 1222 plug assembled
11217-06	One No. 12092 plug assembled
11216-05	One No. 12091 plug assembled

Straight Cable Assemblies

10' 8" long

Part No.	Description
11127	Two No. 1255 plugs assembled
11128	Two No. 1222 plugs assembled
11127-05	Two No. 12092 plugs assembled
11128-07	Two No. 12091 plugs assembled

No. 11127



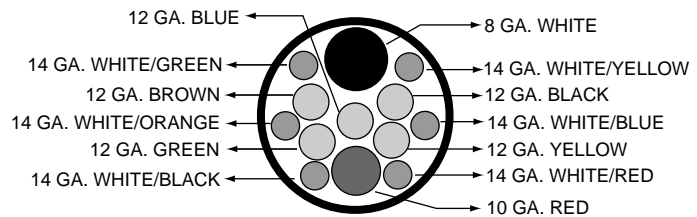
13 Conductor Tractor Trailer Cable

No. 98647

Wire gauge: one 8 gauge wire, one 10 gauge wire, five 12 gauge wires, six 14 gauge wires. 100% electrical copper for maximum conductivity.

Temperature resistance: will not crack or stiffen at -70°F.

Straight cable, available by the foot.



Straight Cable • Available by the foot.

Color coded conductors for easy wiring.


Durable insulation resists abrasion.



Part No.	Description
No. 4077	Six #12 gauge and one #10 gauge conductors
No. 4076	Six #14 gauge conductors
No. 4075	Four #14 gauge conductors

Trailer Connector Adapters

Eliminate makeshift jumpers, quick and easy to connect. Complete with die cast plug and rubber covered socket interior connected by 12" of color coded cable.



No. 11011
Converts 7 pole plug to 6 pole.

No. 11017
Converts 6 pole plug to 7 pole.

6 Pole and 4 Pole Sockets and Plugs

6 and 4 Pole Sockets

Housing: die cast metal.

Terminals/wire gauge: screw terminals, accept up to #12 gauge wire.

Contacts: brass, aligned to assure proper contact and minimum voltage drop.

Wiring codes: identified on insulator.

Interior: replaceable.

Socket door: spring loaded, plug locks into opening securely.

6 Pole Sockets

No. 1258

Terminal screws: exposed.

Contact pins: split.

Flange holes: 17/64" (6.74mm) diameter, 2 15/16" (74.60mm) on centers.

Mounting: through 1 3/8" (34.90mm) diameter hole.



No. 1268

Same as No. 1258 except self grounding and with recessed terminal screws.



No. 1235

Same as No. 1258 except with special housing design to protect connections from road splash, dirt, etc.



4 Pole Sockets

No. 1257

Terminal screws: exposed.

Contact pins: split.

Flange holes: 17/64" (6.74mm) diameter, 2 15/16" (74.60mm) on centers.

Mounting: through 1 3/8" (34.90mm) diameter hole.



No. 1232

Same as No. 1257 except with special housing design to protect connections from road splash, dirt, etc.



6 and 4 Pole Plugs

Housing: die cast metal.

Terminals/wire gauge: screw terminals, accept up to #12 gauge wire

Contacts: contacts float for best alignment and connection.

Interior: replaceable.

6 Pole Plugs

No. 1254

Cable clamp: holds all size cables firmly in place.

Cable protector: plated steel, provides strain relief and abrasion protection.



No. 1236

Same as No. 1254 except without cable protector.



4 Pole Plugs

No. 1253

Cable clamp: holds all size cables firmly in place.

Cable protector: plated steel, provides strain relief and abrasion protection.



No. 1233

Same as No. 1253 except without cable protector.



Socket and Plug Interiors

Impact resistant insulators repel oil, water, etc. • Permanent, molded wiring codes for easy identification.
 Contacts and connections designed to assure maximum electrical efficiency.
 Terminal screws, socket mounting and plug mounting screw supplied.

13 Pole Plug Interior

For up to 8 and 10 gauge wire.

Brass contacts. **No. 12302**
 Glass filled plastic insulator. For No. 12301 plug.



7 Pole Plug Interiors

For up to 8 and 10 gauge wire.

Spring-Grip contacts with self adjusting spring band for uniform contact with socket pins.
 Contacts float for best alignment and connection.
 Bumper construction protects end of plug housing.

Brass contacts. Molded plastic insulator.



No. 12312
 For No. 12311 plug.



No. 1286
 For No. 1222
 and 1255 plugs.



No. 11168
 For No. 12081 12082,
 12091, 12092 plugs.

7 Pole Socket Interiors

For up to 8 and 10 gauge wire.

No. 12064
 For No. 12063 socket.
 Solid contact pins.

No. 12064-01
 For No. 12063-01 socket.
 Split contact pins.



6 Pole Plug Interiors

For up to 12 gauge wire



No. 1296
 For No. 1236 and
 1254 plugs.
 Bumper construction
 protects end of plug housing.



No. 1158
 For No. 1236 and
 1254 plugs.
 Universal straight
 body for use with
 other makes of plugs.

4 Pole Plug Interiors

For up to 12 gauge wire



No. 1295
 For No. 1253 and
 1233 plugs.
 Bumper construction
 protects end of plug housing.



No. 1157
 For No. 1253 and 1233
 plugs.
 Universal body for use
 with other makes of plugs.

6 Pole Socket Interiors

For up to 12 gauge wire



No. 11064
 For No. 1258 socket.
 Split contact pins.



No. 1159
 For No. 1235 socket.
 Split contact pins.

4 Pole Socket Interiors

For up to 12 gauge wire



No. 11063
 For No. 1257 socket.
 Split contact pins.



No. 1156
 For No. 1232 socket.
 Split contact pins.

— Subject to availability. Special minimum order quantity may apply. Please consult factory.

Patented Stor-A-Way Trailer Connector Plug Holder

For all seven pole plugs conforming to T.T.M.A., A.T.A. and S.A.E. specifications.

Keeps plugs clean when not in use • Extends life of plug
Protects electrical contacts from dirt, road splash, etc.

No. 11750

Spring loaded for secure locking.
Prevents plug damage and tangling of cable.
Heavy duty glass filled plastic housing.

⊖ No. 11751

For No. 1236 and No. 1254 plugs and all six pole plugs of comparable design.



Protective Boot for 7 Pole Sockets



No. 11178

Protects against road splash, dirt, etc.
Inner ridge locks over head of terminal screws and edge of casting to hold securely.
For socket Nos. 12063, 12063-01, 12080, 12080-01 and other 7 pole sockets of comparable design.

Plated Steel Socket Mounting Bracket

No. 11165

For seven pole A.T.A., S.A.E., T.T.M.A. sockets and six and four pole sockets of comparable design.
Center hole 2" (50.80mm) diameter.



7 Pole Socket Neoprene Mounting Gasket

No. 11164

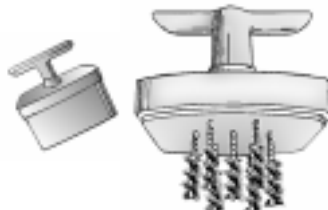
Effectively seals out moisture, dirt, road splash.
For socket Nos. 12063, 12063-01, 12080, 12080-01.



Plug Cleaner with Stainless Steel Brushes

No. 11187

Extends life of connectors.
Clean corroded contacts in seconds.
Durable plastic body with snap-on cover.



Plated Steel Cable Protector

No. 81192

Plated steel spring.
For plugs, Nos. 12081, 12082, 12091, 12092.



Heavy Duty Aluminum Adapter Plate

No. 11167

For secure mounting of 4, 6 and 7 pole sockets without circuit breakers.
Permits installation of fuse block, terminal block, etc. in rear of unit.
Mounting holes 5/16" (7.93mm) diameter, 4 1/2" (114.30mm) on centers, mounting hardware included.



Surface Mounting Socket Adapter Housings

⊖ No. 11166

For No. 12061 7 pole socket and circuit breaker assembly.
Drill point in back of housing for drilling hole for entry of conduit or cable.
Heavy boss at bottom of housing for drilling and tapping to receive conduit or cable.
Combines with special adapter plate No. 11167 for mounting 4, 6 and 7 pole sockets without circuit breakers.
Hex head mounting bolts and lockwashers furnished.



No. 1179

For 4, 6 and 7 pole connector sockets without circuit breakers.
Eliminates need for cutting socket mounting hole in trailer.
Socket attaching screws and lockwashers furnished.



⊖ Subject to availability. Special minimum order quantity may apply. Please consult factory.

Single Pole Power Take-Off Connector

Provides power to auxiliary equipment • Accepts up to #0 cable • Die cast housings
Electrical conductors and connections designed for maximum efficiency and long life.



No. 11041 Socket, self grounding.

Mounting: fits 2" (50.80mm) diameter hole, flange holes 2 1/64" (8.63mm) diameter, 2 15/16" (74.61mm) on centers.

Contact: solid brass 3/8" (9.52mm) diameter male contact with insulated tip to prevent short circuits.

Weatherproofing: rubber boot protects terminals and connections from moisture and dirt.

No. 11042

Plug, ground return terminal.

Contact: brass female contact produces Spring-Grip tension for solid engagement with mating socket.

Cable clamp: holds cable firmly in place.

Combination Single Pole External Ground and Universal Line Connector

Provides an external ground where grounding cannot be obtained through the vehicle frame.

Can be used in conjunction with No. 11041 and other primary electrical take-off units.

No. 11157 Socket

Contacts: brass.

Terminals: brass.

Cover: stainless steel spring on cover locks plug in place, closes securely to protect contacts.

Wire gauge: for up to No. 6 cable.

Housing: corrosion resistant plated steel.

Weatherproofing: rubber boot protects electrical terminal and cable connection.

Mounting: integral mounting bracket with two .218" (5.55mm) dia. mounting holes, 1.25" (31.75mm) on centers.



No. 11156 Plug

Housing: plated brass.

Cable clamp: threaded cable grip prevents cable from being pulled loose from connection.

Farm Equipment Connectors • Two Pole

Two pole breakaway unit • 20 amp maximum capacity. Polarized for proper mating of circuits.

Mate with all connectors of comparable design.



No. 1282 Socket

Housing: plated steel.

Insulator: high impact resistant molded plastic.

Mounting: integral mounting bracket with two .218" (5.55mm) dia. mounting holes, 1.25" (31.75mm) on centers.

Contacts: brass.

Terminals: brass screw.

Cover: stainless steel spring on cover locks plug in place, closes securely to protect contacts when not in use.



No. 12001 Socket

Housing: corrosion resistant plated steel.

Insulator: molded plastic.

Cover: locks firmly in place when not in use for moisture and dirt protection.

Mounting: two .20" (5.15mm) dia. holes, 1.87" (47.40mm) on centers.



No. 1283-325 Plug

Housing: plated brass.

Cable clamp: threaded cable grip prevents cable from being pulled loose from connection, plug automatically releases at approximately 20 pounds pull.

RV and Automotive Electrical Connectors • For 12 VDC systems.

Award winning, flat profile design from Australia available exclusively in the U.S.A.



- Housings:** U.V. resistant molded phenolic.
- Terminals:** nickel plated brass with split contact pins for positive connection.
- Terminal insulators:** between each terminal for maximum short circuit protection.
- Socket lid:** closes automatically, protecting terminals when not in use.
- Cable clamp:** insulated cable anchor clamp reduces cable vibration and strain.
- Terminal covers:** removable for easy access to terminal connections.

12 Pole Socket and Plug

No. 12500

12 pole socket.
Enables a towing vehicle with a 12 pole socket to handle multiple electrical applications.
Accepts both 12 pole plug and 7 pole plug.



No. 12501
12 pole plug

12 Pole Connector Circuit Identification

- | | |
|---|--------------|
| 1 Left turn signal | 8 Accessory |
| 2 Accessory | 9 Accessory |
| 3 Ground | 10 Ground |
| 4 Right turn signal | 11 Accessory |
| 5 Accessory | 12 Accessory |
| 6 Brake lights | |
| 7 Rear, clearance and side marker lamps | |
- Pins 1-7 accept up to 14 gauge wire, pins 8-12 accept up to 8 gauge wire.

7 Pole Socket and Plug

No. 12400

7 pole socket



No. 12401
7 pole plug

7 Pole Connector Circuit Identification

- | | |
|---------------------|---|
| 1 Left turn signal | 5 Accessory |
| 2 Accessory | 6 Brake lights |
| 3 Ground | 7 Rear, clearance and side marker lamps |
| 4 Right turn signal | |

7 pole connectors accept up to 14 gauge wire.

Trailer Taillite Converter

For 12 VDC negative ground systems only.

Permits any towing vehicle having separate circuits for stop (red lens) and turn signals (amber or red lens) on each side to properly operate lights on a trailer that has a single circuit (red lens) on each side combining the stop and turn signals.

Important: All state laws require stop lights, turn signals and taillights on trailers.



No. 48000

Solid state circuitry embedded in insulation for protection against moisture and vibration.
Eliminates need for rewiring or installation of additional lights on rear of trailer.

Operation of converter and trailer lights not affected by burned out bulbs in towing vehicle.

Can be left connected to towing vehicle when not towing trailer.

Color coded wire leads 24" (607.60mm) long for vehicle light connections: 36" (914.40mm) long for attaching to trailer connector.

Includes self-splicing, insulated wire connectors for easy installation.

Self-adhesive side panel permits quick and secure mounting inside of trunk, on fender wall or on any convenient surface.

Overall size:
1 23/32" (43.18mm) X 2 7/32" (55.88mm) X 5/8" (15.87mm).
Suggested wiring and installation instructions included.

Universal Trailer Connectors with Protective Rubber Caps

Molded insulator bodies • Precision machined brass contacts • Rubber caps to protect connectors. Polarized to assure proper mating of circuits • Circuit identification printed on insulator.

⊖ No. 11207
Six pole.



⊖ No. 1133
Three pole.
Circuits not identified.



No. M-114
Same as No. 1133 except with brass terminal screws.

No. 1134
Four pole.



No. M-115
Four pole with brass terminal screws.

No. M-121
Two pole with brass terminal screws, circuits not identified.



Universal Trailer Connectors

Weatherproof connectors and wire lead assemblies.

Polarized to assure proper mating of circuits • Molded weatherproof bodies • Color coded 16 gauge wire, 6" long
Conductors properly aligned and bonded in insulation to assure minimum voltage drop and ease in connecting.

No. 11135
Five pole.



No. 11134
Four pole.



No. 11134-08-BP
Four pole connector with eight No. 30223 Quick-Tap wire splicers.

No. 11173
Three pole.



No. 11172
Two pole.



⊖ No. 11171
One pole.
Plug connector mates with standard female bullet terminal.



"Sealtite" License Holder

Protects important papers. • Weatherproof construction

No. 1160

Gaskets at both ends seal out moisture.
Chain anchors cap to mounting flange.
Brass screw-on cap, brass flange, aluminum body.
Three 3/16" diameter mounting holes in flange.
Body dimensions: 1 1/8" diameter, 5" long.



⊖ Subject to availability. Special minimum order quantity may apply. Please consult factory.

Two Pole Connectors with Protective Screw-On Caps

Molded insulator bodies • Precision machined contacts. Knurled caps unscrew for easy connection of wires and protect against weather and dirt.



⊖ No. 1107

One No. 1107-M with male contacts and one No. 1107-F with female contacts.

⊖ No. 1102

Same as No. 1107 except polarized.

No. M-118

Same as No. 1102 except with brass terminal screws.



No. 1238

Mounting: mounts in 45/64" (17.85mm) hole in panels up to 3/8" (9.52mm) thick.

Includes a No. 1102-F plug.

Sealing: weatherproof, dustproof cap seals socket from dirt and moisture when not in use.

Polarized for proper mating of circuits.

Connector with Mounting Spacer



⊖ No. 1292

Mounting: mounts flush in 11/16" (17.46mm) diameter hole. Mounting nut, lockwasher and spacer for varying panel thicknesses supplied.

Mates with No. 1102-F plug (available separately).

Polarized for proper mating of circuits.

Two Pole Flange Mounted Connectors

Corrosion resistant socket housings • Molded plugs. Polarized to assure proper mating of circuits.



No. 1214 Complete assembly.

Cover: pivot cover protects against moisture and dirt.

Mounting: two .147" (3.73mm) diameter holes, 1.19" (30.23mm) on centers.

No. 1102-F

Plug.

⊖ No. 1145

Socket.

⊖ No. 1110

Contacts: insulated male.

Mounting: two .147" (3.73mm) diameter holes, 1.19" (30.23mm) on centers.



⊖ No. 1107-F

Contacts: insulated female.



⊖ No. 1109

Contacts: insulated female.

Mounting: two .147" (3.73mm) diameter holes, 1.19" (30.23mm) on centers.



⊖ No. 1107-M

Contacts: insulated male.



Single Pole Flange Mounted Connectors

⊖ No. 11075

Contacts: insulated male.

Mounting: two .147" (3.73mm) diameter holes, 1.18" (30.14mm) on centers.



No. 11076

Contacts: insulated female.



⊖ Subject to availability. Special minimum order quantity may apply. Please consult factory.