

Jacketed Type SOOW

90°C 600 Volt UL/CSA Portable Cord



Product Construction:

Conductors:

- 18 through 2 AWG. fully annealed stranded bare copper per ASTM B-174

Insulation:

- Premium-grade, color-coded 90°C EPDM
- Color Code: See chart below

Jacket:

- Black
- Temperature Range: -40°C to +90°C

Jacket Marking:

- (SIZE) (mm²) 90C (UL) WATER RESISTANT SOOW CSA (-40C) FT-2 P-7K-123033 MSHA 600 VOLT RoHS MADE IN USA

Applications:

- Portable tools and equipment
- Portable appliances
- Small motors and associated machinery

Features:

- Excellent resistance to oil and moisture
- Good tensile strength, elongation and aging characteristics
- High flexibility
- Excellent abrasion resistance
- Water-resistant
- UL Listed and CSA certified for indoor and outdoor use

Industry Approvals:


- UL Flexible Cord - Subject 62
- CSA Flexible Cord - C22.2-49
- MSHA Approved
- RoHS Compliant

Packaging:

- 250' (76.2 m), 500' (152.4 m), 1000' (304.8 m)
- Other put-ups available on special order

COLOR CODE CHART

NO. OF CONDUCTORS	COLOR
2	Black, White
3	Black, White, Green
4	Black, White, Red, Green
5	Black, White, Red, Orange, Green



TYPE SOOW – 600 VOLT – UL/CSA										
CATALOG NUMBER	NO. OF COND.	AWG. SIZE	COND. STRAND	NOMINAL INS. THICKNESS		NOMINAL O.D.		CURRENT AMPS [†]	APPROX. NET WT. LBS/M ^(S)	STD. CTN.
				INCHES	mm	INCHES	mm			
02763	2	18	16/30	0.030	0.76	0.345	8.76	10	72	250'
02769	3	18	16/30	0.030	0.76	0.365	9.27	10	84	250'
02770	4	18	16/30	0.030	0.76	0.390	9.91	7	101	250'
02722	2	16	26/30	0.030	0.76	0.370	9.40	13	83	250'
02765	3	16	26/30	0.030	0.76	0.390	9.91	13	103	250'
02766	4	16	26/30	0.030	0.76	0.420	10.67	10	119	250'
02723	2	14	41/30	0.045	1.14	0.510	12.95	18	158	250'
02762	3	14	41/30	0.045	1.14	0.535	13.59	18	172	250'
02768	4	14	41/30	0.045	1.14	0.575	14.61	15	208	250'
02724	2	12	65/30	0.045	1.14	0.570	14.48	25	195	250'
02725	3	12	65/30	0.045	1.14	0.595	15.11	25	229	250'
02726	4	12	65/30	0.045	1.14	0.650	16.51	20	280	250'
02767	2	10	104/30	0.045	1.14	0.620	15.75	30	235	250'
02728	3	10	104/30	0.045	1.14	0.660	16.76	30	295	250'
02727	4	10	104/30	0.045	1.14	0.715	18.16	25	353	250'
16063	3	8	133/29	0.060	1.52	0.845	21.46	40	525	250'
16064	4	8	133/29	0.060	1.52	0.960	24.38	35	676	250'
16065	5	8	133/29	0.060	1.52	1.075	27.31	28	795	250'
16073	3	6	133/27	0.060	1.52	0.980	24.89	55	703	250'
16074	4	6	133/27	0.060	1.52	1.080	27.43	45	891	250'
16075	5	6	133/27	0.060	1.52	1.200	30.48	36	1123	250'
16083	3	4	133/25	0.060	1.52	1.140	28.96	70	1022	250'
16084	4	4	133/25	0.060	1.52	1.260	32.00	60	1336	250'
16085	5	4	133/25	0.060	1.52	1.365	34.67	48	1587	250'
16093	3	2	133/23	0.060	1.52	1.330	33.78	95	1484	250'
16094	4	2	133/23	0.060	1.52	1.460	37.08	80	1869	250'
16095*	5	2	133/23	0.060	1.52	1.580	40.13	64	2240	250'

Cord furnished with UL and CSA labels.

* Non-stock item; minimum quantity purchase required.

† Green conductor for grounding only. Ampacities based on NEC table 400.5(A).

^(S)Actual shipping weight may vary.

Multi-Conductor Type SOOW

90°C 600 Volt UL/CSA Portable Cord



Product Construction:

Conductors:

- 18 and 16 AWG, fully annealed stranded bare copper per ASTM B-174

Insulation:


- Premium-grade, color-coded 90°C EPDM
- Color Code: See chart below

Jacket:

- 90°C, Black
- Temperature Range: -40°C to +90°C

Jacket Marking:

- (SIZE) (mm²)
90C (UL) WATER RESISTANT SOOW
CSA (-40C) FT-2 P-7K-123033 MSHA
600 VOLT RoHS MADE IN USA



Applications:

- Control circuits
- Tools
- Heavy industrial, processing and construction equipment

Features:

- Extra-flexible stranding
- Abrasion-resistant
- Resists oils and solvents
- Flame-resistant
- Ozone-resistant
- 90°C rated conductors and jacket
- Water-resistant
- UL Listed and CSA Certified for indoor and outdoor use

Industry Approvals:

- UL Flexible Cord - UL Subject 62
- CSA Flexible Cord - C22.2-49
- MSHA Approved
- RoHS Compliant

Packaging:

- 5- through 8-conductor available on 250' (76.2 m), 500' (152.4 m), and 1000' (304.8 m) reels
- 9+ cond. available on long-length reels
- Other put-ups available on special order

COLOR CODE CHART

NO. OF COND.	COLOR	TRACER	NO. OF COND.	COLOR	TRACER
1	Black	—	12	Black	White
2	White	—	13	Red	White
3	Red	—	14	Green	White
4	Green	—	15	Blue	White
5	Orange	—	16	Black	Red
6	Blue	—	17	White	Red
7	White	Black	18	Orange	Red
8	Red	Black	19	Blue	Red
9	Green	Black	20	Red	Green
10	Orange	Black	21	Orange	Green
11	Blue	Black	Note: Colors repeat after 21 conductors.		

TYPE SOOW – 600 VOLT – UL/CSA									
CATALOG NUMBER	NO. OF COND.	AWG. SIZE	COND. STRAND	NOMINAL INS. THICKNESS		NOMINAL O.D.		CURRENT AMPS ⁽¹⁾	APPROX. NET WT. LBS/M ⁽⁵⁾
				INCHES	mm	INCHES	mm		
09805	5	18	16/30	0.030	0.76	0.465	11.81	5.6	141
09806	6	18	16/30	0.030	0.76	0.495	12.57	5.6	152
09807	7	18	16/30	0.030	0.76	0.520	13.21	5.6	172
09808	8	18	16/30	0.030	0.76	0.530	13.46	4.9	177
09810	10	18	16/30	0.030	0.76	0.595	15.11	4.9	225
09812	12	18	16/30	0.030	0.76	0.600	15.24	3.5	240
09814	14	18	16/30	0.030	0.76	0.630	16.00	3.5	265
09816	16	18	16/30	0.030	0.76	0.700	17.78	3.5	310
09818*	18	18	16/30	0.030	0.76	0.760	19.30	3.5	345
09820	20	18	16/30	0.030	0.76	0.795	20.19	3.5	382
09822*	22	18	16/30	0.030	0.76	0.805	20.45	3.1	400
09824	24	18	16/30	0.030	0.76	0.850	21.59	3.1	451
09827*	27	18	16/30	0.030	0.76	0.865	21.97	3.1	475
09830*	30	18	16/30	0.030	0.76	0.915	23.24	3.1	533
09605	5	16	26/30	0.030	0.76	0.495	12.57	8.0	167
09606	6	16	26/30	0.030	0.76	0.520	13.21	8.0	182
09607	7	16	26/30	0.030	0.76	0.540	13.72	8.0	194
09608	8	16	26/30	0.030	0.76	0.575	14.61	7.0	218
09609	9	16	26/30	0.030	0.76	0.600	15.24	7.0	243
09610	10	16	26/30	0.030	0.76	0.620	15.75	5.0	255
09612	12	16	26/30	0.030	0.76	0.660	16.76	5.0	296
09614	14	16	26/30	0.030	0.76	0.730	18.54	5.0	352
09616	16	16	26/30	0.030	0.76	0.740	18.80	5.0	383
09618*	18	16	26/30	0.030	0.76	0.770	19.56	5.0	417
09620	20	16	26/30	0.030	0.76	0.810	20.57	5.0	457
09622*	22	16	26/30	0.030	0.76	0.900	22.86	4.5	510
09624	24	16	26/30	0.030	0.76	0.925	23.50	4.5	563
09626*	26	16	26/30	0.030	0.76	0.965	24.51	4.5	611
09630	30	16	26/30	0.030	0.76	1.010	25.65	4.5	767

⁽¹⁾ Values shown are for current-carrying conductors. A grounding conductor, or one which carries only the unbalance current from other conductors, is NOT counted in determining current carrying capacity. Ampacities based on NEC table 400.5(A).

* Non-stock item; minimum quantity purchase required.

⁽⁵⁾ Actual shipping weight may vary.

Multi-Conductor Type SOOW

90°C 600 Volt UL/CSA Portable Cord



Product Construction:

Conductors:

- 14 through 10 AWG. fully annealed stranded bare copper per ASTM B-174

Insulation:


- Premium-grade, color-coded 90°C EPDM
- Color Code: See chart below

Jacket:

- 90°C, Black
- Temperature Range: -40°C to +90°C

Jacket Marking:

- (SIZE) (mm²)
90C (UL) WATER RESISTANT SOOW
CSA (-40C) FT-2 P-7K-123033 MSHA
600 VOLT RoHS MADE IN USA



Applications:

- Control circuits
- Tools
- Heavy industrial, processing and construction equipment

Features:

- Extra-flexible stranding
- Abrasion-resistant
- Resists oils and solvents
- Flame-resistant
- Ozone-resistant
- 90°C rated conductors and jacket
- Water-resistant
- UL Listed and CSA Certified for indoor and outdoor use

Industry Approvals:

- UL Flexible Cord - UL Subject 62
- CSA Flexible Cord - C22.2-49
- MSHA Approved
- RoHS Compliant

Packaging:

- 5- through 8-conductor available on 250' (76.2 m), 500' (152.4 m), and 1000' (304.8 m) reels
- 9+ cond. available on long-length reels
- Other put-ups available on special order

COLOR CODE CHART

NO. OF COND.	COLOR	TRACER	NO. OF COND.	COLOR	TRACER
1	Black	—	12	Black	White
2	White	—	13	Red	White
3	Red	—	14	Green	White
4	Green	—	15	Blue	White
5	Orange	—	16	Black	Red
6	Blue	—	17	White	Red
7	White	Black	18	Orange	Red
8	Red	Black	19	Blue	Red
9	Green	Black	20	Red	Green
10	Orange	Black	21	Orange	Green
11	Blue	Black	Note: Colors repeat after 21 conductors.		

TYPE SOOW – 600 VOLT – UL/CSA

CATALOG NUMBER	NO. OF COND.	AWG. SIZE	COND. STRAND	NOMINAL INS. THICKNESS		NOMINAL O.D.		CURRENT AMPS ⁽¹⁾	APPROX. NET WT. LBS/M ⁽⁵⁾
				INCHES	mm	INCHES	mm		
09405	5	14	41/30	0.045	1.14	0.645	16.38	12.0	269
09406	6	14	41/30	0.045	1.14	0.710	18.03	12.0	317
09407	7	14	41/30	0.045	1.14	0.710	18.03	12.0	347
09408	8	14	41/30	0.045	1.14	0.760	19.30	10.5	430
09409*	9	14	41/30	0.045	1.14	0.830	21.08	10.5	417
09410	10	14	41/30	0.045	1.14	0.820	20.83	10.5	427
09412	12	14	41/30	0.045	1.14	0.855	21.72	7.5	493
09414	14	14	41/30	0.045	1.14	1.000	25.40	7.5	601
09416	16	14	41/30	0.045	1.14	1.030	26.16	7.5	678
09418*	18	14	41/30	0.045	1.14	1.100	27.94	7.5	720
09420	20	14	41/30	0.045	1.14	1.120	28.45	7.5	806
09424	24	14	41/30	0.045	1.14	1.260	32.00	6.7	1003
09428*	28	14	41/30	0.045	1.14	1.330	33.78	6.7	1080
09430*	30	14	41/30	0.045	1.14	1.335	33.91	6.0	1153
09205	5	12	65/30	0.045	1.14	0.715	18.16	16.0	333
09206	6	12	65/30	0.045	1.14	0.740	18.80	16.0	412
09207	7	12	65/30	0.045	1.14	0.790	20.07	16.0	465
09208	8	12	65/30	0.045	1.14	0.825	20.96	14.0	526
09209	9	12	65/30	0.045	1.14	0.900	22.86	14.0	517
09210	10	12	65/30	0.045	1.14	1.000	25.40	14.0	649
09212	12	12	65/30	0.045	1.14	1.010	25.65	10.0	669
09214	14	12	65/30	0.045	1.14	1.020	25.91	10.0	731
09216	16	12	65/30	0.045	1.14	1.135	28.83	10.0	933
09218*	18	12	65/30	0.045	1.14	1.175	29.85	10.0	920
09220	20	12	65/30	0.045	1.14	1.170	29.72	10.0	989
09224	24	12	65/30	0.045	1.14	1.435	36.45	9.0	1273
09226	26	12	65/30	0.045	1.14	1.380	35.05	9.0	1324
09227*	27	12	65/30	0.045	1.14	1.455	37.72	9.0	1325
09228*	28	12	65/30	0.045	1.14	1.500	38.10	9.0	1355
09230	30	12	65/30	0.045	1.14	1.455	36.96	9.0	1492
09005	5	10	104/30	0.045	1.14	0.770	19.56	20.0	472
09006	6	10	104/30	0.045	1.14	0.875	22.23	20.0	565
09007	7	10	104/30	0.045	1.14	0.900	22.86	20.0	552
09008*	8	10	104/30	0.045	1.14	0.935	23.75	17.5	682
09010	10	10	104/30	0.045	1.14	1.020	25.91	17.5	758
09012	12	10	104/30	0.045	1.14	1.070	27.18	12.5	871
09016*	16	10	104/30	0.045	1.14	1.230	31.24	12.5	1147
09020*	20	10	104/30	0.045	1.14	1.325	33.66	12.5	1445

⁽¹⁾ Values shown are for current-carrying conductors. A grounding conductor, or one which carries only the unbalance current from other conductors, is NOT counted in determining current carrying capacity. Ampacities based on NEC table 400.5(A).

* Non-stock item; minimum quantity purchase required.

⁽⁵⁾ Actual shipping weight may vary.

Jacketed Type SOOW

105°C 600 Volt UL/CSA Portable Cord



Product Construction:

Conductors:

- 16 through 10 AWG. fully annealed stranded bare copper per ASTM B-174

Insulation:

- Premium-grade, color-coded 105°C EPDM
- Color Code: See chart below

Jacket:

- Yellow
- Temperature Range: -40°C to +105°C

Jacket Marking:

- (SIZE) (mm²) 105C (UL) WATER RESISTANT SOOW CSA (-40C) FT-2 P-123-103 MSHA 600 VOLT RoHS MADE IN USA

Applications:

- Portable tools and equipment
- Portable appliances
- Small motors and associated machinery

Features:


- Excellent resistance to oil and moisture
- Good tensile strength, elongation and aging characteristics
- High flexibility
- Excellent abrasion resistance
- Water-resistant
- UL Listed and CSA certified for indoor and outdoor use

Industry Approvals:

- UL Flexible Cord
- CSA Flexible Cord
- MSHA Approved
- RoHS Compliant

Packaging:

- 250' (76.2 m), 1000' (304.8 m)
- Other put-ups available on special order



TYPE SOOW – 600 VOLT – UL/CSA										
CATALOG NUMBER	NO. OF COND.	AWG. SIZE	COND. STRAND	NOMINAL INS. THICKNESS		NOMINAL O.D.		CURRENT AMPS [†]	APPROX. NET WT. LBS/M ^(S)	STD. CTN.
				INCHES	mm	INCHES	mm			
16163	3	16	26/30	0.030	0.76	0.390	9.91	13	96	250'
16164	4	16	26/30	0.030	0.76	0.420	10.67	10	113	250'
16173	3	14	41/30	0.045	1.14	0.540	13.72	18	167	250'
16174	4	14	41/30	0.045	1.14	0.575	14.61	15	200	250'
16183	3	12	65/30	0.045	1.14	0.595	15.11	25	214	250'
16184	4	12	65/30	0.045	1.14	0.650	16.51	20	265	250'
16193	3	10	104/30	0.045	1.14	0.660	16.76	30	279	250'
16194	4	10	104/30	0.045	1.14	0.735	18.67	25	347	250'

Cord furnished with UL and CSA labels.

* Non-stock item; minimum quantity purchase required.

† Green conductor for grounding only. Ampacities based on NEC table 400.5(A).

^(S)Actual shipping weight may vary.

COLOR CODE CHART

NO. OF CONDUCTORS	COLOR
3	Black, White, Green
4	Black, White, Red, Green