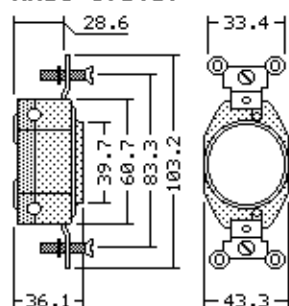
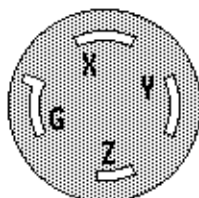
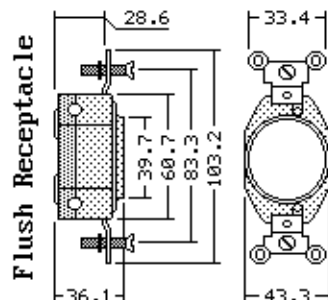


ANSI C73.87



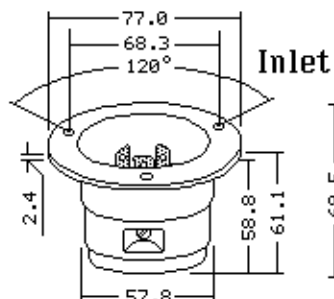
2430

3Ø

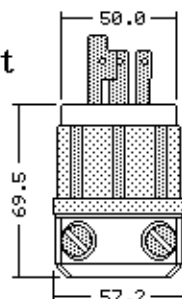
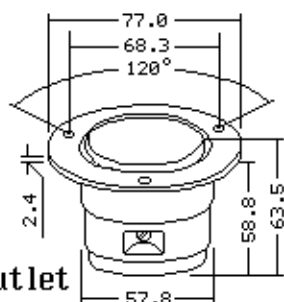
Cord Clamp Range
Plug & Connector
15.1 - 22.7 mmNEMA
L16-20R

Flush Receptacle

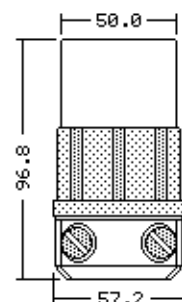
UL CSA

Dimensions
= mm

Inlet

LOCKING
INDUSTRIAL

Outlet



480V AC-20A, 3-Pole 4-Wire Ground

| Catalog Number | Beschreibung | Description | NEMA | UPE/Pack |
|----------------|-----------------|-------------------|---------|----------|
| 2431■ | Stecker | Plug | L16-20P | 30 |
| 2433■ | Kupplung | Connector | L16-20R | 30 |
| 2436■ | Einbausteckdose | Flanged Outlet | L16-20R | 10 |
| 2435■ | Einbaustecker | Flanged Inlet | L16-20P | 10 |
| 2430■ | Steckdose | Flush Receptacle | L16-20R | 30 |
| 2430-IG■ | -isolierte Erde | -Insulated Ground | L16-20R | 30 |