


MULTICONDUCTOR, FOIL/BRAID SHIELD CAD/CAM CABLES PVC/PVC

UL TYPE CL2, UL AWM 2464
CSA PCC FT4
300 VOLT

APPLICATIONS

- Computer Interconnects
- EIA RS-232
- CAD/CAM Systems



CHARACTERISTICS

Operating Temperature:

- -20°C to 80°C - AWM
- 75°C - CL2

Voltage Rating:

- 300 Volt - AWM
- 150 Volt - CL2

Color Description:

- Color Code: Chart #366-D
- Jacket Color: Chrome Gray

Product Description:

- Conductor:
Stranded Tinned Copper
- Insulation:
Color-Coded Semi-Rigid PVC
- Shield:
Aluminum/Polyester/Aluminum
Plus Overall Braid of Tinned
Copper
- Drain Wire:
28 AWG 7/36 Tinned Copper
- Jacket: PVC

SR-PVC Multiconductor, Foil/Braid NEC Type CL2

28 AWG (0.089mm²), 7/36 (7x0.13mm), Insulation Thickness: **0.010"** (0.25mm)

Part Number	No. of Cond.	AWG	Conductor		ø mm	Insulation Thickness		Jacket Thickness		Diameter		EDP #
			mm ²	Strand		Inches	mm	Inches	mm	Inches	mm	
3463 †	3	28	0.089	7/36	7x0.13	0.010	0.25	0.035	0.89	0.16	4.1	
3464C ♦	4	28	0.089	7/36	7x0.13	0.010	0.25	0.035	0.89	0.17	4.5	
3465C	5	28	0.089	7/36	7x0.13	0.010	0.25	0.035	0.89	0.18	4.7	
3466C	6	28	0.089	7/36	7x0.13	0.010	0.25	0.035	0.89	0.19	5.0	
3467C	7	28	0.089	7/36	7x0.13	0.010	0.25	0.035	0.89	0.19	5.0	
3468C	8	28	0.089	7/36	7x0.13	0.010	0.25	0.035	0.89	0.21	5.3	
3469C	9	28	0.089	7/36	7x0.13	0.010	0.25	0.035	0.89	0.22	5.5	
3470C	10	28	0.089	7/36	7x0.13	0.010	0.25	0.035	0.89	0.23	5.9	
3470/15C	15	28	0.089	7/36	7x0.13	0.010	0.25	0.035	0.89	0.26	6.6	
3470/25C ♦	25	28	0.089	7/36	7x0.13	0.010	0.25	0.035	0.89	0.30	7.7	
3470/37C ♦	37	28	0.089	7/36	7x0.13	0.010	0.25	0.035	0.89	0.34	8.7	
3470/50C	50	28	0.089	7/36	7x0.13	0.010	0.25	0.035	0.89	0.40	10.1	

SPECIFICATIONS

- UL Type CL2, AWM 2464
- CSA PCC FT4
- Passes UL Vertical Tray

Flame Test

- "C" Suffix Indicates CL2 Rating

† AWM Only



Passes
UL VW-1
Flame Test
Underwriters Laboratories Inc.



Certified
Canadian Standards Association

AVAILABILITY

- 100 ft (30m), 500 ft (152m),
1000 ft (305m) put-ups
- ♦ 500 ft (152m), 1000 ft (305m)
put-ups

COLOR CHART #366-D (Base Color/1st Stripe/2nd Stripe/3rd Stripe)


1 - Black	26 - White/Black/Green	51 - White/Blue/Violet	76 - White/Black/Yellow/Orange
2 - Red	27 - White/Black/Yellow	52 - White/Brown/Black	77 - White/Black/Yellow/Gray
3 - White	28 - White/Black/Blue	53 - White/Brown/Red	78 - White/Black/Yellow/Violet
4 - Green	29 - White/Black/Brown	54 - White/Brown/Green	79 - White/Black/Blue/Brown
5 - Orange	30 - White/Black/Orange	55 - White/Brown/Blue	80 - White/Black/Blue/Orange
6 - Blue	31 - White/Black/Gray	56 - White/Brown/Brown	81 - White/Black/Blue/Gray
7 - Brown	32 - White/Black/Violet	57 - White/Brown/Violet	82 - White/Black/Blue/Violet
8 - Yellow	33 - White/Black/Black	58 - White/Violet/Red	83 - White/Black/Brown/Orange
9 - Violet	34 - White/Red/Black	59 - White/Violet/Green	84 - White/Black/Brown/Gray
10 - Gray	35 - White/Red/Red	60 - White/Violet/Blue	85 - White/Black/Brown/Violet
11 - Pink	36 - White/Red/Green	61 - White/Black/Red/Green	86 - White/Black/Orange/Gray
12 - Tan	37 - White/Red/Blue	62 - White/Black/Red/Yellow	87 - White/Black/Orange/Violet
13 - Red/Green	38 - White/Red/Brown	63 - White/Black/Red/Blue	88 - White/Black/Gray/Violet
14 - Red/Yellow	39 - White/Red/Violet	64 - White/Black/Red/Brown	89 - White/Red/Black/Green
15 - Red/Black	40 - White/Green/Black	65 - White/Black/Red/Orange	90 - White/Red/Black/Yellow
16 - White/Black	41 - White/Green/Red	66 - White/Black/Red/Gray	91 - White/Red/Black/Blue
17 - White/Red	42 - White/Green/Green	67 - White/Black/Red/Violet	92 - White/Red/Black/Brown
18 - White/Green	43 - White/Green/Blue	68 - White/Black/Green/Yellow	93 - White/Red/Black/Orange
19 - White/Yellow	44 - White/Green/Brown	69 - White/Black/Green/Blue	94 - White/Red/Black/Gray
20 - White/Blue	45 - White/Green/Violet	70 - White/Black/Green/Brown	95 - White/Red/Black/Violet
21 - White/Brown	46 - White/Blue/Black	71 - White/Black/Green/Orange	96 - White/Red/Green/Yellow
22 - White/Orange	47 - White/Blue/Red	72 - White/Black/Green/Gray	97 - White/Red/Green/Blue
23 - White/Gray	48 - White/Blue/Green	73 - White/Black/Green/Violet	98 - White/Red/Green/Brown
24 - White/Violet	49 - White/Blue/Blue	74 - White/Black/Yellow/Blue	99 - White/Red/Green/Orange
25 - White/Black/Red	50 - White/Blue/Brown	75 - White/Black/Yellow/Brown	100 - White/Red/Green/Gray

**MULTICONDUCTOR, FOIL/BRAID SHIELD,
LOW CAPACITANCE CAD/CAM CABLES
(EIA RS-232, EIA RS-423, EIA RS-485) FPP/PVC**

**UL TYPE CL2, UL AWM 2919
CSA PCC FT4
150 VOLT**

APPLICATIONS

- Computer Interconnects
- EIA RS-232, EIA RS-423, EIA RS-485
- CAD/CAM Systems



CHARACTERISTICS

Operating Temperature:

- -20°C to 80°C - AWM
- 75°C - CL2

Voltage Rating:

- 300 Volt - CL2
- 150 Volt - AWM

Color Description:

- Color Code:
3 Cond. to 9 Cond. Chart #366-D
25 Cond. Chart #367-F
- Jacket Color: Chrome Gray

Product Description:

- Conductor:
Stranded Tinned Copper
- Insulation:
Color-Coded Cellular (Foam)
Polypropylene
- Shield:
Aluminum/Polyester/Aluminum
Plus Overall Braid of Tinned
Copper
- Drain Wire:
28 AWG 7/36 Tinned Copper
- Jacket: PVC

**Cellular (Foam) Polypropylene Multiconductor - Foil & Braid NEC Type CL2
28 AWG (0.089mm²), 7/36 (7x0.13mm), Insulation Thickness: 0.013" (0.33mm)**

Part Number	No. of Cond.	AWG	Conductor		ø mm	Insulation Thickness		Jacket Thickness		Diameter		EDP #
			mm ²	Strand		Inches	mm	Inches	mm	Inches	mm	
3483 †	3	28	0.089	7/36	7x0.13	0.013	0.33	0.035	0.89	0.19	4.9	
3484C	4	28	0.089	7/36	7x0.13	0.013	0.33	0.035	0.89	0.20	5.1	
3488C	8	28	0.089	7/36	7x0.13	0.013	0.33	0.035	0.89	0.23	5.9	
3489C	9	28	0.089	7/36	7x0.13	0.013	0.33	0.035	0.89	0.25	6.4	
3490/25C	25	28	0.089	7/36	7x0.13	0.013	0.33	0.035	0.89	0.35	8.9	

SPECIFICATIONS

- UL Type CL2, AWM 2919
- CSA PCC FT4
- Passes UL Vertical Tray
Flame Test
- Capacitance: Multiconductor
12pF/ft (39,4 pF/m);
Multipair 12pF/ft (36,0 pF/m)
- "C" Suffix Indicates CM Rating
- † AWM Only



AVAILABILITY

- 1000 ft (305m) put-ups

COLOR CHART #366-D (Base Color/1st Stripe/2nd Stripe/3rd Stripe)

1 - Black	26 - White/Black/Green	51 - White/Blue/Violet	76 - White/Black/Yellow/Orange
2 - Red	27 - White/Black/Yellow	52 - White/Brown/Black	77 - White/Black/Yellow/Gray
3 - White	28 - White/Black/Blue	53 - White/Brown/Red	78 - White/Black/Yellow/Violet
4 - Green	29 - White/Black/Brown	54 - White/Brown/Green	79 - White/Black/Blue/Brown
5 - Orange	30 - White/Black/Orange	55 - White/Brown/Blue	80 - White/Black/Blue/Orange
6 - Blue	31 - White/Black/Gray	56 - White/Brown/Brown	81 - White/Black/Blue/Gray
7 - Brown	32 - White/Black/Violet	57 - White/Brown/Violet	82 - White/Black/Blue/Violet
8 - Yellow	33 - White/Black/Black	58 - White/Violet/Red	83 - White/Black/Brown/Orange
9 - Violet	34 - White/Red/Black	59 - White/Violet/Green	84 - White/Black/Brown/Gray
10 - Gray	35 - White/Red/Red	60 - White/Violet/Blue	85 - White/Black/Brown/Violet
11 - Pink	36 - White/Red/Green	61 - White/Black/Red/Green	86 - White/Black/Orange/Gray
12 - Tan	37 - White/Red/Blue	62 - White/Black/Red/Yellow	87 - White/Black/Orange/Violet
13 - Red/Green	38 - White/Red/Brown	63 - White/Black/Red/Blue	88 - White/Black/Gray/Violet
14 - Red/Yellow	39 - White/Red/Violet	64 - White/Black/Red/Brown	89 - White/Black/Gray/Green
15 - Red/Black	40 - White/Green/Black	65 - White/Black/Red/Orange	90 - White/Red/Black/Yellow
16 - White/Black	41 - White/Green/Red	66 - White/Black/Red/Gray	91 - White/Red/Black/Blue
17 - White/Red	42 - White/Green/Green	67 - White/Black/Red/Violet	92 - White/Red/Black/Brown
18 - White/Green	43 - White/Green/Blue	68 - White/Black/Green/Yellow	93 - White/Red/Black/Orange
19 - White/Yellow	44 - White/Green/Brown	69 - White/Black/Green/Blue	94 - White/Red/Black/Gray
20 - White/Blue	45 - White/Green/Violet	70 - White/Black/Green/Brown	95 - White/Red/Black/Violet
21 - White/Brown	46 - White/Blue/Black	71 - White/Black/Green/Orange	96 - White/Red/Green/Yellow
22 - White/Orange	47 - White/Blue/Red	72 - White/Black/Green/Gray	97 - White/Red/Green/Blue
23 - White/Gray	48 - White/Blue/Green	73 - White/Black/Green/Violet	98 - White/Red/Green/Brown
24 - White/Violet	49 - White/Blue/Blue	74 - White/Black/Yellow/Blue	99 - White/Red/Green/Orange
25 - White/Black/Red	50 - White/Blue/Brown	75 - White/Black/Yellow/Brown	100 - White/Red/Green/Gray

COLOR CHART #367-F

1 - Black	11 - Blue/Black	21 - Orange/Green	31 - Green/Black/Orange	41 - Green/White/Blue
2 - White	12 - Black/White	22 - Black/White/Green	32 - Orange/Black/Green	42 - Orange/Red/Green
3 - Red	13 - Red/White	23 - White/Black/Red	33 - Blue/White/Orange	43 - Blue/Red/Green
4 - Green	14 - Green/White	24 - Red/Black/White	34 - Black/White/Orange	44 - Black/White/Blue
5 - Orange	15 - Blue/White	25 - Green/Black/White	35 - White/Red/Orange	45 - White/Black/Blue
6 - Blue	16 - Black/Red	26 - Orange/Black/White	36 - Orange/White/Blue	46 - Red/White/Blue
7 - White/Black	17 - White/Red	27 - Blue/Black/White	37 - White/Red/Blue	47 - Green/Orange/Red
8 - Red/Black	18 - Orange/Red	28 - Black/Red/Green	38 - Black/White/Green	48 - Orange/Red/Blue
9 - Green/Black	19 - Blue/Red	29 - White/Red/Green	39 - White/Black/Green	49 - Blue/Red/Orange
10 - Orange/Black	20 - Red/Green	30 - Red/Black/Green	40 - Red/White/Green	50 - Black/Orange/Red

MULTICONDUCTOR, FOIL/BRAID SHIELD SR-PVC/PVC

UL TYPE CM, UL AWM 2464
CSA PCC FT4
300 VOLT

APPLICATIONS

- EIA RS-232C Interface
- CAD/CAM Applications

CHARACTERISTICS

Operating Temperature:

- -20°C to 80°C

Voltage Rating:

- 300 Volt

Color Description:


- Color Code: Items Marked with †
See Chart #367-F; All Other Part
No's: See Color Code Chart #194
- Jacket Color: Gray

Product Description:

- Conductor:
Stranded Tinned Copper
- Insulation:
Color-Coded SR-PVC
- Shield:
Aluminum-Polyester /
65% Tinned Copper Braid
- Drain Wire:
24 AWG 7/32 Tinned Copper
- Jacket: PVC

SPECIFICATIONS

- UL Type CM
- UL AWM Style 2464
- CSA PCC FT4



24 AWG (0.23mm²), 22 AWG (0.35mm²)

Part Number	No. of Cond.	AWG	Conductor mm ²	Strand	Ø mm	Insulation Thickness Inches	Insulation Thickness mm	Jacket Thickness Inches	Jacket Thickness mm	Diameter Inches	Diameter mm	CDR to CDR* PF/ft	CDR to CDR* + Shield* /m
6327	3	24	0.23	7/32	7x0.20	0.010	0.25	0.032	0.81	0.190	4.8	35	115
6328	4	24	0.23	7/32	7x0.20	0.010	0.25	0.032	0.81	0.200	5.0	35	115
6329	5	24	0.23	7/32	7x0.20	0.010	0.25	0.032	0.81	0.215	5.4	35	115
6330	6	24	0.23	7/32	7x0.20	0.010	0.25	0.032	0.81	0.225	5.8	30	98.4
6331	7	24	0.23	7/32	7x0.20	0.010	0.25	0.032	0.81	0.228	5.8	30	98.4
6332	8	24	0.23	7/32	7x0.20	0.010	0.25	0.032	0.81	0.240	6.1	30	98.4
6333	9	24	0.23	7/32	7x0.20	0.010	0.25	0.032	0.81	0.254	6.4	30	98.4
6334	10	24	0.23	7/32	7x0.20	0.010	0.25	0.032	0.81	0.270	6.8	30	98.4
6335 †	15	24	0.23	7/32	7x0.20	0.010	0.25	0.032	0.81	0.300	7.6	30	98.4
6336 †	25	24	0.23	7/32	7x0.20	0.010	0.25	0.032	0.81	0.372	9.4	30	98.4
6337 †	37	24	0.23	7/32	7x0.20	0.010	0.25	0.032	0.81	0.412	10.4	30	98.4
6338 †	50	24	0.23	7/32	7x0.20	0.010	0.25	0.032	0.81	0.486	12.4	30	98.4
6339	3	22	0.35	7/30	7x0.25	0.010	0.25	0.032	0.81	0.203	5.1	37	121
6340	4	22	0.35	7/30	7x0.25	0.010	0.25	0.032	0.81	0.215	5.4	37	121
6341	5	22	0.35	7/30	7x0.25	0.010	0.25	0.032	0.81	0.231	5.8	37	121
6342	6	22	0.35	7/30	7x0.25	0.010	0.25	0.032	0.81	0.245	6.2	35	115
6343	7	22	0.35	7/30	7x0.25	0.010	0.25	0.032	0.81	0.245	6.2	35	115
6344	8	22	0.35	7/30	7x0.25	0.010	0.25	0.032	0.81	0.260	6.6	35	115
6345	9	22	0.35	7/30	7x0.25	0.010	0.25	0.032	0.81	0.280	7.1	35	115
6346	10	22	0.35	7/30	7x0.25	0.010	0.25	0.032	0.81	0.300	7.6	35	115
6347 †	15	22	0.35	7/30	7x0.25	0.010	0.25	0.032	0.81	0.340	8.6	35	115
6348 †	25	22	0.35	7/30	7x0.25	0.010	0.25	0.032	0.81	0.410	10.4	35	115
6349 †	37	22	0.35	7/30	7x0.25	0.010	0.25	0.032	0.81	0.460	11.6	35	115
6350 †	50	22	0.35	7/30	7x0.25	0.010	0.25	0.032	0.81	0.555	14.1	35	115

* Indicates Nominal Capacitance (CDR to CDR / CDR to CDR plus Shield)
† See Chart #367-F



AVAILABILITY

- 100 ft (30m), 500 ft (152m),
1000 ft (305m) put-ups

COLOR CHART #194

1 - Black	3 - Red	5 - Brown	7 - Orange	9 - Violet
2 - White	4 - Green	6 - Blue	8 - Yellow	10 - Gray

COLOR CHART #367-F


1 - Black	11 - Blue/Black	21 - Orange/Green	31 - Green/Black/Orange	41 - Green/White/Blue
2 - White	12 - Black/White	22 - Black/White/Green	32 - Orange/Black/Green	42 - Orange/Red/Green
3 - Red	13 - Red/White	23 - White/Black/Red	33 - Blue/White/Orange	43 - Blue/Red/Green
4 - Green	14 - Green/White	24 - Red/Black/White	34 - Black/White/Orange	44 - Black/White/Blue
5 - Orange	15 - Blue/White	25 - Green/Black/White	35 - White/Red/Orange	45 - White/Black/Blue
6 - Blue	16 - Black/Red	26 - Orange/Black/White	36 - Orange/White/Blue	46 - Red/White/Blue
7 - White/Black	17 - White/Red	27 - Blue/Black/White	37 - White/Red/Blue	47 - Green/Orange/Red
8 - Red/Black	18 - Orange/Red	28 - Black/Red/Green	38 - Black/White/Green	48 - Orange/Red/Blue
9 - Green/Black	19 - Blue/Red	29 - White/Red/Green	39 - White/Black/Green	49 - Blue/Red/Orange
10 - Orange/Black	20 - Red/Green	30 - Red/Black/Green	40 - Red/White/Green	50 - Black/Orange/Red

**MULTICONDUCTOR, FOIL/BRAID SHIELD
FOAM POLYETHYLENE INSULATED /
PVC JACKETED, LOW CAPACITANCE CABLE**

**UL TYPE CM, UL AWM 2919
CSA PCC FT1
300 VOLT**

APPLICATIONS

- EIA RS-232C Interface
- EIA RS-423 Interface
- CAD/CAM Applications



CHARACTERISTICS

Operating Temperature:

- -20°C to 80°C

Voltage Rating:

- 300 Volt - CM
- 30 Volt - AWM

Color Description:

- Color Code: Items Marked with † See Chart #367-F; All Other Part No's: See Color Code Chart #195
- Jacket Color: Gray

Product Description:

- Conductor: Stranded Tinned Copper
- Insulation: Color-Coded Foam Polyethylene
- Shield: Aluminum-Polyester / 65% Tinned Copper Braid
- Drain Wire: 24 AWG 7/32 Tinned Copper
- Jacket: PVC

24 AWG (0.23mm²)

Part Number	No. of Cond.	AWG	Conductor			Insulation Thickness		Jacket Thickness		Diameter		CDR to CDR*		CDR/CDR + Shield*	
			mm²	Strand	ø mm	Inches	mm	Inches	mm	Inches	mm	PF/ft	/m	PF/ft	/m
6351	3	24	0.23	7/32	7x0.20			0.035	0.89	0.215	5.4	12	39.4	22	72.2
6352	4	24	0.23	7/32	7x0.20			0.035	0.89	0.230	5.8	12	39.4	22	72.2
6353	5	24	0.23	7/32	7x0.20			0.035	0.89	0.246	6.2	12	39.4	22	72.2
6354	6	24	0.23	7/32	7x0.20			0.035	0.89	0.265	6.7	12	39.4	22	72.2
6355	7	24	0.23	7/32	7x0.20			0.035	0.89	0.265	6.7	12	39.4	22	72.2
6356	8	24	0.23	7/32	7x0.20			0.035	0.89	0.280	7.1	12	39.4	22	72.2
6357	9	24	0.23	7/32	7x0.20			0.035	0.89	0.300	7.6	12	39.4	22	72.2
6358	10	24	0.23	7/32	7x0.20			0.035	0.89	0.306	7.8	12	39.4	22	72.2
6359 †	15	24	0.23	7/32	7x0.20			0.035	0.89	0.350	8.9	12	39.4	22	72.2
6360 †	25	24	0.23	7/32	7x0.20			0.035	0.89	0.445	11.3	12	39.4	22	72.2
6361 †	37	24	0.23	7/32	7x0.20			0.035	0.89	0.515	13.1	12	39.4	22	72.2

* Indicates Nominal Capacitance (CDR to CDR / CDR to CDR plus Shield)
† See Chart #367-F

SPECIFICATIONS

- UL Type CM
- UL AWM Style 2919
- CSA PCC FT1



AVAILABILITY

- 100 ft (30m), 500 ft (152m), 1000 ft (305m) put-ups

COLOR CHART #195

1 - Black	3 - Red	5 - Brown	7 - Orange	9 - Violet
2 - White	4 - Green	6 - Blue	8 - Yellow	10 - Gray

COLOR CHART #367-F

1 - Black	11 - Blue/Black	21 - Orange/Green	31 - Green/Black/Orange	41 - Green/White/Blue
2 - White	12 - Black/White	22 - Black/White/Green	32 - Orange/Black/Green	42 - Orange/Red/Green
3 - Red	13 - Red/White	23 - White/Black/Red	33 - Blue/White/Orange	43 - Blue/Red/Green
4 - Green	14 - Green/White	24 - Red/Black/White	34 - Black/White/Orange	44 - Black/White/Blue
5 - Orange	15 - Blue/White	25 - Green/Black/White	35 - White/Red/Orange	45 - White/Black/Blue
6 - Blue	16 - Black/Red	26 - Orange/Black/White	36 - Orange/White/Blue	46 - Red/White/Blue
7 - White/Black	17 - White/Red	27 - Blue/Black/White	37 - White/Red/Blue	47 - Green/Orange/Red
8 - Red/Black	18 - Orange/Red	28 - Black/Red/Green	38 - Black/White/Green	48 - Orange/Red/Blue
9 - Green/Black	19 - Blue/Red	29 - White/Red/Green	39 - White/Black/Green	49 - Blue/Red/Orange
10 - Orange/Black	20 - Red/Green	30 - Red/Black/Green	40 - Red/White/Green	50 - Black/Orange/Red